

2015 Newlyweds Statistics

1. Overview

◇ As of November 1, 2015, the newlyweds who married within the past 5 years totaled 1,472 thousand couples. Over half of the newlyweds (52.3%) resided in Seoul Capital Area (Seoul, Gyeonggi and Incheon).

□ As of November 1, 2015, the newlyweds who married within the past 5 years totaled 1,472 thousand couples.

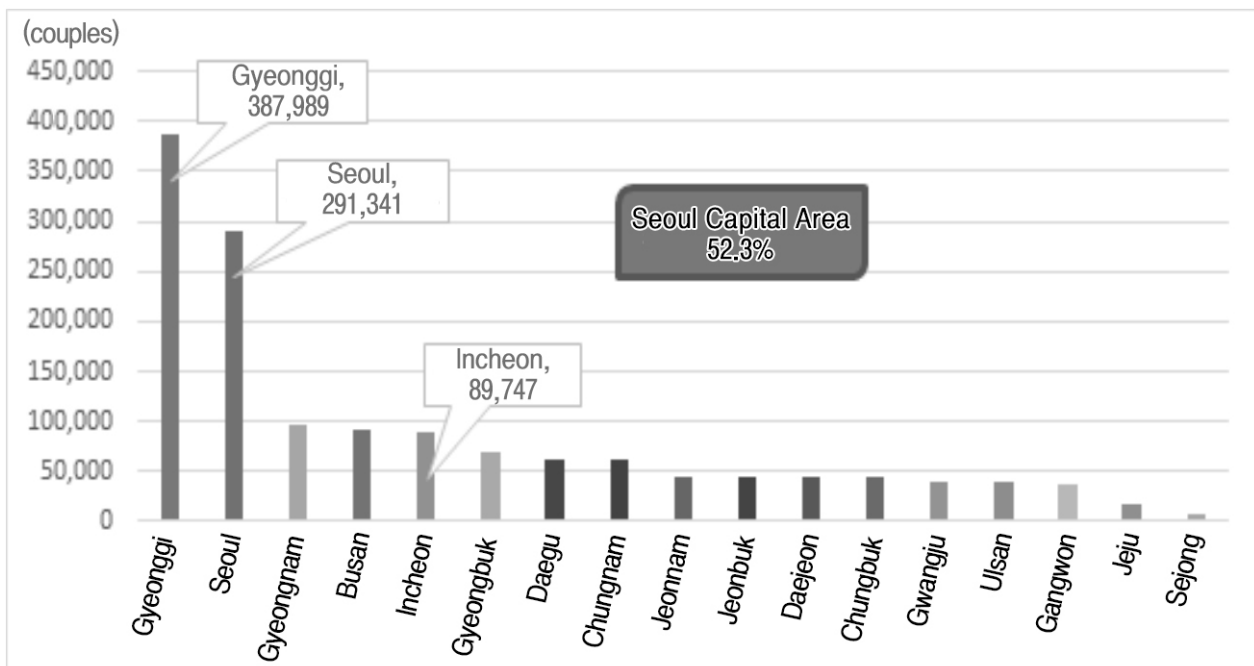
○ (By marriage type)

Couples at first marriage occupied 80.1 percent (1,179 thousand couples) of the total newlywed couples. Husbands or wives at remarriage occupied 19.9 percent (292 thousand couples) of the total newlywed couples.

○ (By province)

The largest share of newlyweds (26.4%) resided in Gyeonggi. Over half of the newlyweds (52.3%) resided in Seoul Capital Area (Seoul, Gyeonggi and Incheon).

< Newlyweds by residential province >



2. Status of newlyweds

▪ Household composition (couples at first marriage)

- ◇ Newlyweds living together in the same living quarters occupied 86.3 percent of the total newlyweds.
- ◇ As for household size of newlyweds, 3-person households occupied the largest share at 40.1 percent. The average household size of newlyweds was 2.98 persons.
- ◇ Households consisting of 'Couples with children' occupied the largest share at 48.5 percent.

(Cohabitation status)

Newlyweds living together accounted for 86.3 percent of the total newlyweds (1,179 thousand couples). Among newlyweds not living together, 53.0 percent of newlyweds resided separately within the same metropolitan city or province.

(Household size)

As for household size of newlyweds, 3-person households occupied the largest share at 40.1 percent. This share was followed by 2-person households (30.9%) and 4-person households (18.0%). The average household size of newlyweds was 2.98 persons, which was 0.45 person higher than that for the general households (2.53 persons).

(Household composition)

Households consisting of 'Couples with children' amounted to 571 thousand couples, which occupied the largest share at 48.5 percent. As the marriage period got longer, the share of 2-generation or more households showed an increase.

- * 2-generation households: 29.2% (1 year's marriage) → 64.9% (3 years' marriage) → 75.7% (5 years' marriage)
- 3-generation or more households: 4.4% (1 year's marriage) → 9.2% (3 years' marriage) → 10.9% (5 years' marriage)

▪ Child birth and child care (couples at first marriage)

- ◇ 35.5 percent of newlyweds didn't have a child.
- ◇ The share of dual income newlyweds with children (57.9%) was lower than that of single income newlyweds with children (70.1%).
- ◇ As for the share of couples having a child, 61.5 percent of newlyweds without a housing unit had a child. This share was lower than the share of newlyweds with a housing unit (68.4%).
- ◇ As for care of children aged 5 or less, 'Home care' occupied the largest share at 50.5 percent.

- 35.5 percent of newlyweds at first marriage didn't have a child. 19.3 percent of newlyweds with 3 ~ 5 years' marriage period didn't have a child.

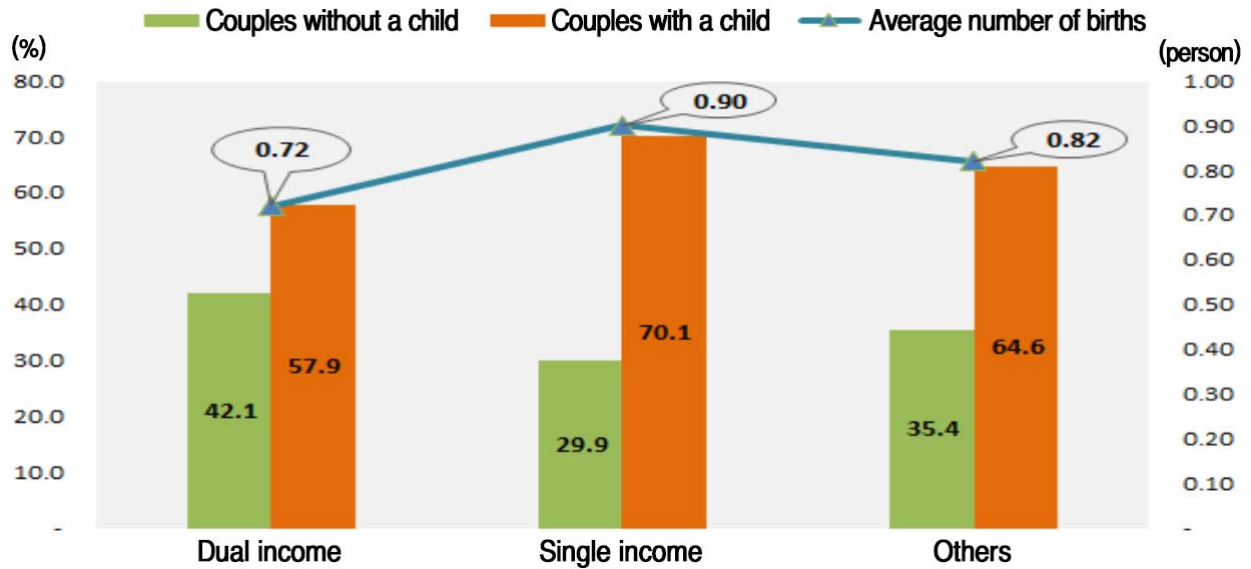
(Child birth by economic activity status)

The share of dual income newlyweds with children (57.9%) was lower than that of single income newlyweds with children (70.1%). The average number of live births for dual income newlyweds (0.72 person) was lower than that for single income newlyweds (0.90 person).

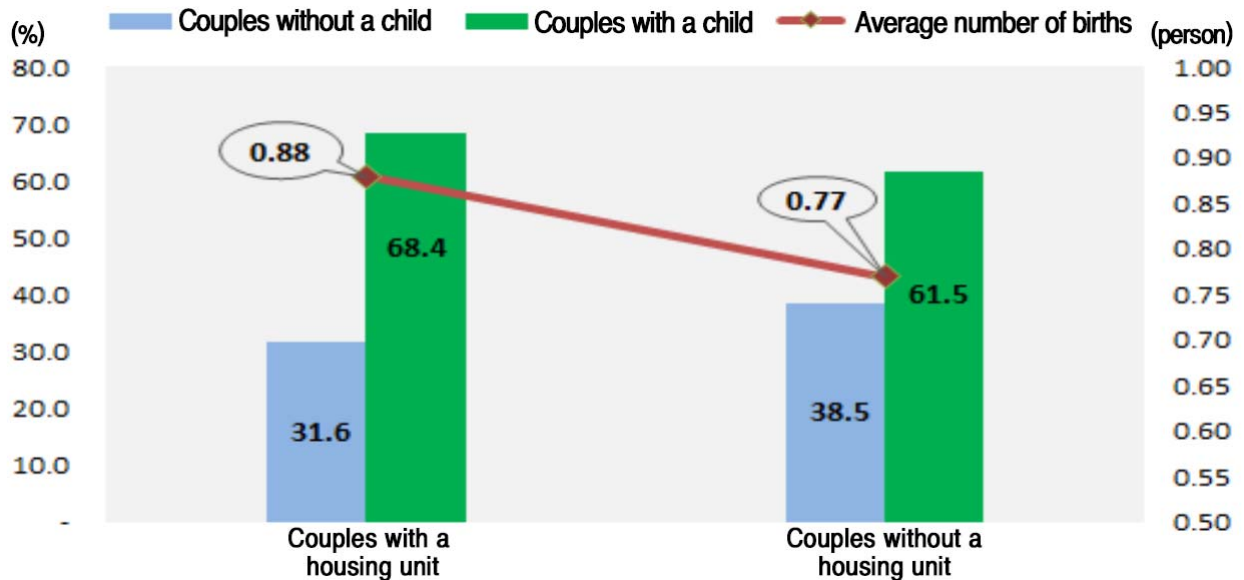
○ **(Child birth by house ownership status)**

As of November 1, 2015, 61.5 percent of newlyweds without a housing unit had a child, which was lower than the share of newlyweds with a housing unit (68.4%). The average number of births for newlyweds without a housing unit (0.77 person) was lower than that for newlyweds with a housing unit (0.88 person).

< Child birth by income type >



< Child birth by house ownership >



□ As for child care (children aged 5 or less in full) of newlyweds, 'Home care' occupied the largest share at 50.5 percent, which was followed by day care centers (40.6%).

▪ **Economic activities (couples at first marriage)**

- ◇ As of October 2015, dual income newlyweds occupied 42.9 percent of the total newlyweds.
- ◇ As for wage earners, newlyweds earning 30 million ~ 50 million won occupied the largest share at 30.6 percent.

- As of October 2015, dual income newlyweds amounted to 506 thousand couples, which accounted for 42.9 percent of the total newlyweds. In the meantime, single income newlyweds accounted for 49.5 percent of the total newlyweds. The more recently married couples, the higher share of dual income couples.

* Share of dual income newlyweds

39.7% (5 years' marriage) → 40.6% (3 years' marriage) → 50.0% (1 year's marriage)

- Among a total of newly married wage earners (853 thousand couples), newlyweds earning 30 million ~ 50 million won occupied the largest share at 30.6 percent. This share was followed by newlyweds earning 50 million ~ 70 million won (21.9%).

○ **(Income and child birth)**

As for dual-income wage earner couples, the higher income, the lower number of child births.

▪ **Housing status (couples at first marriage)**

- ◇ The largest share of newlyweds (64.7%) resided in apartments.
- ◇ 42.6 percent of newlyweds owned a housing unit. 57.4 percent of newlyweds didn't own a housing unit.

□ **(Type of living quarters)**

64.7 percent of newlyweds resided in apartments. This figure was followed by detached dwelling (18.5%) and apartment units in a private house (10.2%).

□ **(House ownership status)**

42.6 percent of newlyweds owned a housing unit. 6.7 percent of newlyweds owned two housing units or more. Based on the announced price of housing unit, housing units worth 60 million ~ 150 million won occupied the largest share at 40.3 percent.

▪ **Longitudinal analysis***

* Analysis of changes in the same group over time

- ◇ After marriage in 2011, the percentage of couples continuing their marital life until 2015 stood at 91.7 percent.
- ◇ As for newlyweds with 1 year's marriage, the percentage of dual income couples went down from 55.8 percent before marriage to 46.0 percent after marriage. The percentage of newlyweds owning a housing unit went up from 26.6 percent before marriage to 36.3 percent after marriage.