

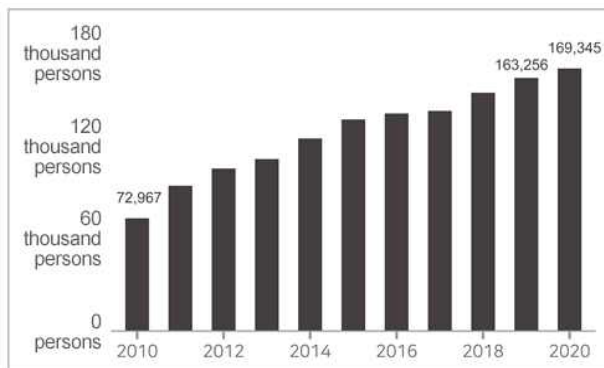


Preliminary Results of 2020 Parental Leave Statistics

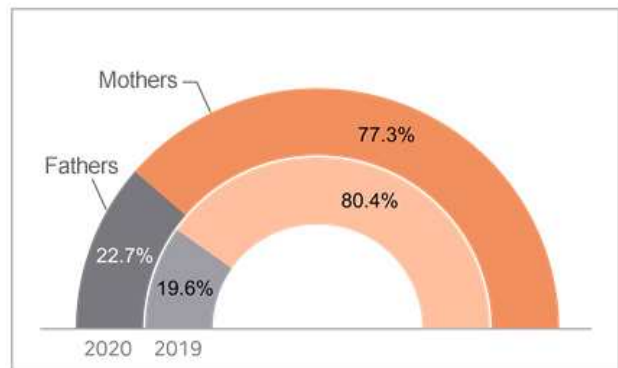
The number of Koreans taking parental leave (based on the beginning date of parental leave) was 169,345 persons in 2020, which rose by 3.7% from 2019.

- The number of parents who started parental leave for children aged 8 in full or less was 169,345 persons in 2020, which rose by 3.7% (6,089 persons) from 2019. This figure increased by 2.3 times compared to 2010.
- Among a total of 169,345 parental leave users, fathers accounted for 22.7% (38,511 persons) in 2020, rising by 19.6 times compared to 2010. Mothers accounted for 77.3% (130,834 persons) in 2020, rising by 1.8 times compared to 2010.

< Total parental leave users >



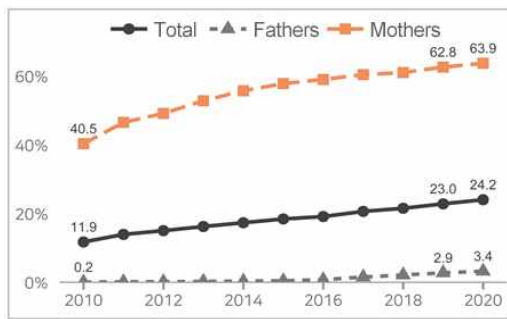
< Composition of the total parental leave users >



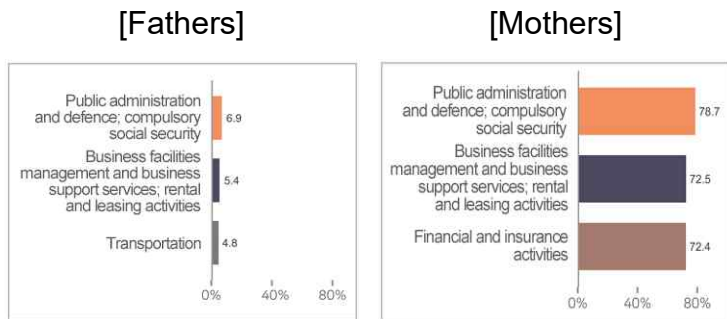
Among parents with children born in 2020, 24.2% of parental leave entitlements actually took parental leave.

- Among parents with children born in 2020, 24.2% of parental leave entitlements took parental leave, up 1.2%p from 2019. This figure increased by 2.0 times from 11.9% in 2010.
- Among the total parental leave entitlements, 3.4% of fathers took parental leave in 2020, up 0.5%p from 2019. This figure increased by 17 times from 0.2% in 2010. On the other hand, 63.9% of mothers took parental leave in 2020, up 1.1%p from 2019. This figure increased by 1.6 times from 40.5% in 2010.

< Parental leave user rate >



< Parental leave user rate by industry >



- Among the total parental leave entitlements by industry, 'Public administration and defence; compulsory social security' showed the largest share of fathers taking parental leave at 6.9%, which was followed by 'Business facilities management and business support services; rental and leasing activities' (5.4%) and 'Transportation' (4.8%). On the other hand, 'Public administration and defence; compulsory social security' showed the largest share of mothers taking parental leave at 78.7%, which was followed by 'Business facilities management and business support services; rental and leasing activities' (72.5%) and 'Financial and insurance activities' (72.4%).

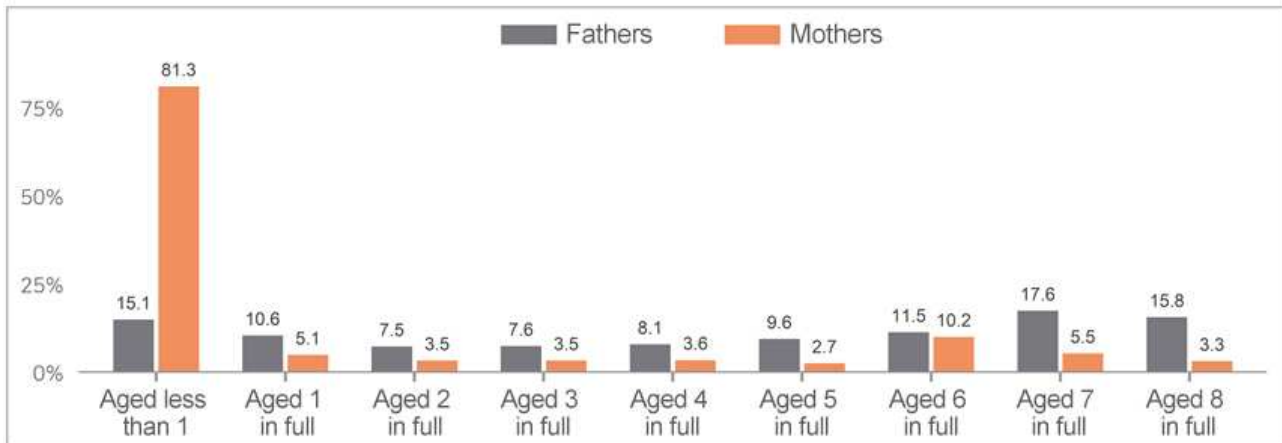
Among the total parental leave users with 1 child, 74.4% of them took parental leave when their child was less than 1 year old. 10.3% of them took parental leave when their child was 6 years old in full. In particular, 18.5% of them were split users of parental leave.

- Among parental leave users* with 1 child aged 0~8 in full,* 74.4% of them took parental leave when their child was less than 1 year old. 10.3% of them took parental leave when their child was 6 years old in full.

* Parents with 1 child born in 2011 who took parental leave at least once during the 2011-2020 period

- Among parental leave users with 1 child, the largest share of fathers took parental leave when their child was 7 years old in full (17.6%), which was followed by 'When their child was 8 years old in full' (15.8%) and 'When their child was less than 1 year old' (15.1%).
- On the other hand, among parental leave users with 1 child, the largest share of mothers took parental leave when their child was less than 1 year old (81.3%), which was followed by 'When their child was 6 years old in full' (10.2%) and 'When their child was 7 years old in full' (5.5%).

< Parental leave users with 1 child by child's age >



- As for the split use of parental leave of parents with 1 child born in 2011, unsplit leave users occupied the largest share at 81.5%, which was followed by one-time split users (16.0%) and two-time or more split users (2.5%).

Based on the date of child birth in 2020, employed mothers stood at 44.0% of the total mothers. This share went down by 10.1%p compared to employed mothers of '360 days before the date of child birth'.

- Among mothers at child birth in 2020, 44.0% of them were employed. This share went down by 10.1%p compared to employed mothers of '360 days before the date of child birth'.