

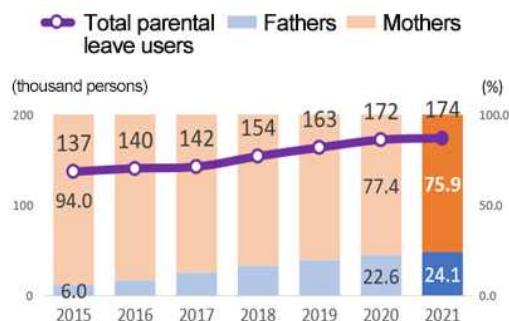


# Preliminary Results of 2021 Parental Leave Statistics

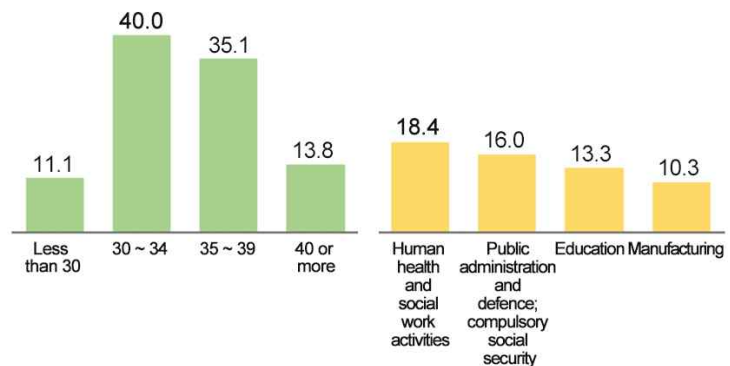
**The number of Koreans taking parental leave (based on the beginning date of parental leave) rose by 1.0% to 173,631 persons in 2021.**

- The number of parents who started parental leave for children aged 8 in full or less was 173,631 persons in 2021, which rose by 1.0% (1,672 persons) from 2020.
- Among a total of 173,631 parental leave users, fathers accounted for 24.1%. Mothers accounted for 75.9%, which was 3.1 times higher than fathers.
- As for mothers taking parental leave by age group, mothers aged 30~34 occupied the largest share at 40.0%. As for mothers taking parental leave by industry, mothers working in 'Human health and social work activities' occupied the largest share at 18.4%.

< Total parental leave users (thousand persons) and share (%) >



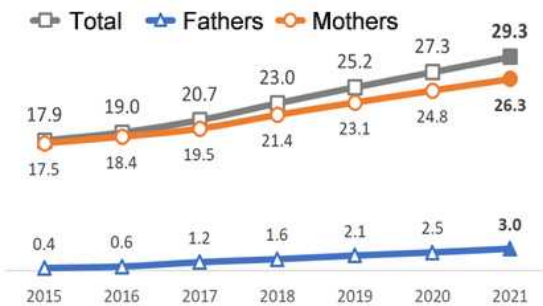
< Share of mothers taking parental leave (%) >



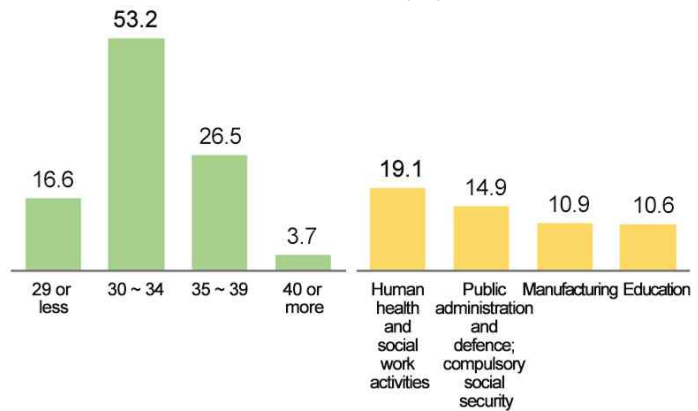
**Parental leave users rose by 2.1 persons to 29.3 persons per 100 parents of live births in 2021.**

- Among parents of live births in 2021, parental leave users grew by 2.9% to 76,463 persons.
- Parental leave users rose by 2.1 persons to 29.3 persons per 100 parents of live births.
- As for mothers taking parental leave of live births by age group, mothers aged 30~34 occupied the largest share at 53.2%. As for mothers taking parental leave by industry, mothers working in 'Human health and social work activities' occupied the largest share at 19.1%.

< Parental leave users per 100 parents of live births (person) >



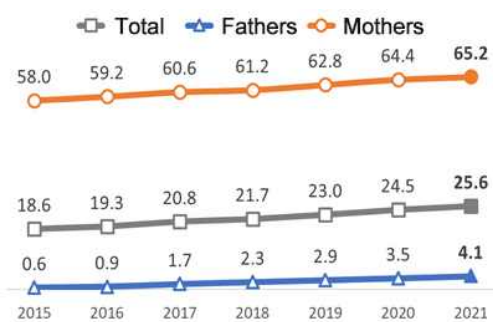
< Share of mothers taking parental leave of live births (%) >



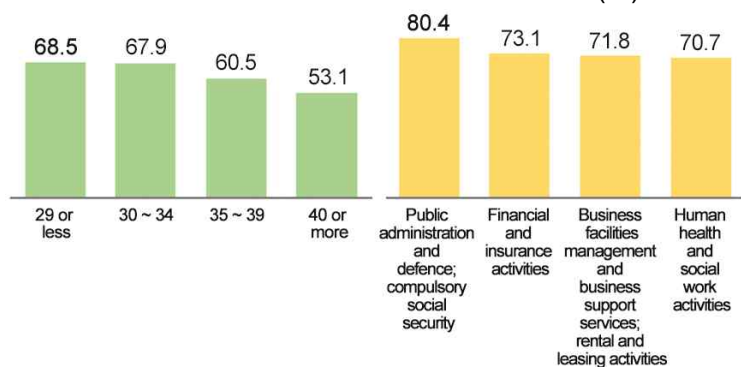
**Among the total parental leave entitlements of parents with children born in 2021, 25.6% of parents actually took parental leave, up 1.2%p from 2020.**

- Among the total parental leave entitlements, 4.1% of fathers took parental leave in 2021, up 0.6%p from 2020. On the other hand, 65.2% of mothers took parental leave in 2021, up 0.8%p from 2020.
- As for the parental leave user rate of mothers of live births by age group, mothers aged 29 or less recorded the highest figure of 68.5%. As for the parental leave user rate of mothers of live births by industry, mothers working in 'Public administration and defence; compulsory social security' recorded the highest figure of 80.4%.

< Parental leave user rate (%) >



< Parental leave user rate of mothers (%) >

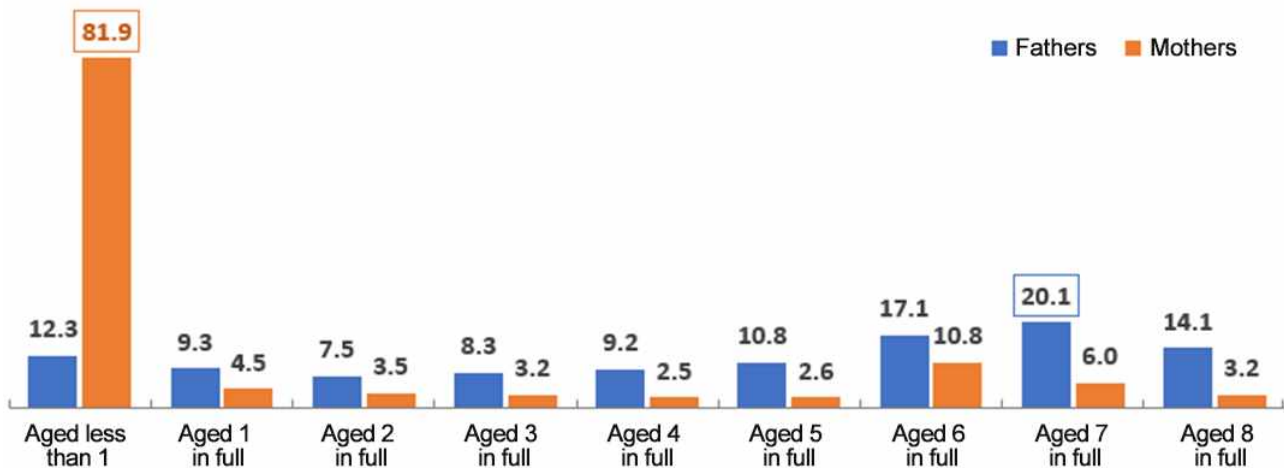


**Among parents with 1 child born in 2012, the largest share of mothers (81.9%) took parental leave when their child was less than 1 year old. In the meantime, the largest share of fathers (20.1%) took parental leave when their child was 7 years old in full.**

- Among parents with 1 child, the largest share of fathers (20.1%) took parental leave when their child was 7 years old in full. On the other hand, the largest share of mothers (81.9%) took parental leave when their child was less than 1 year old.

\* Parents with 1 child born in 2012 who took parental leave for the 2012-2021 period

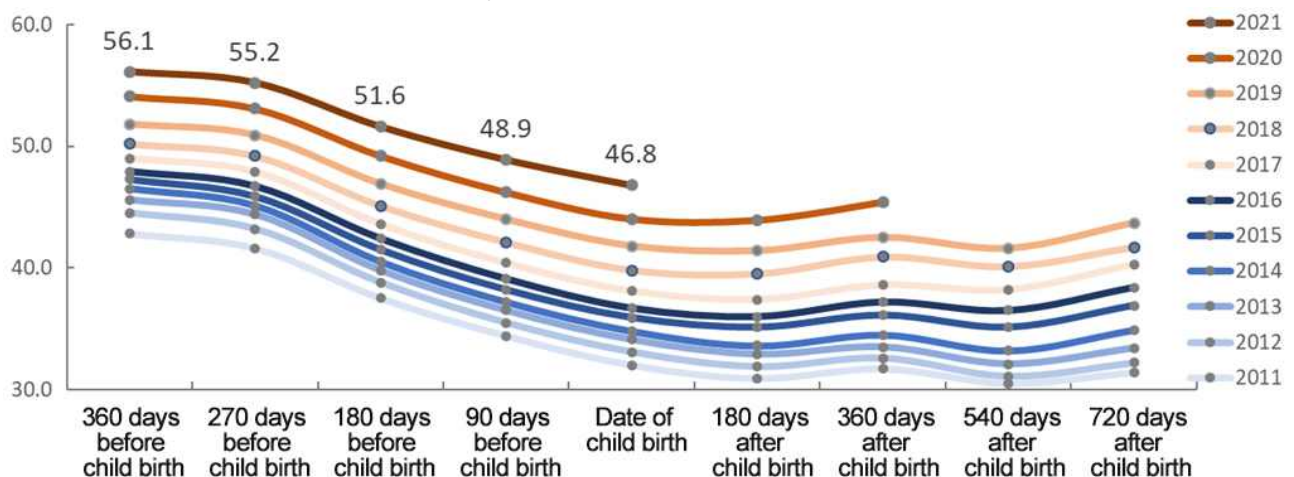
< Share of parental leaver users with 1 child by child's age >



**Based on the date of child birth in 2021, employed mothers stood at 46.8% of the total mothers. This share went down by 9.3%p compared to that of employed mothers '360 days before the date of child birth'.**

- Among mothers at child birth in 2021, 46.8% of them were employed. This share was lower by 9.3%p compared to that of employed mothers '360 days before child birth' (56.1%).

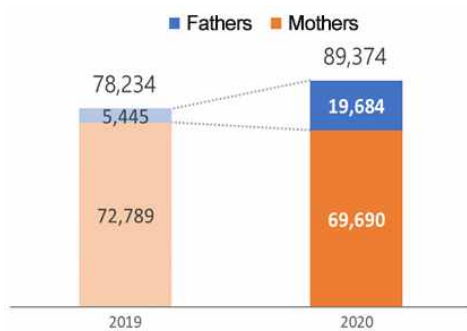
< Share of employed mothers before and after child birth >



**In 2020, maternity and paternity leave users increased by 14.2% from 2019. The number of maternity leave users showed a decrease, while that of paternity leave users showed an increase.**

- In 2020, maternity and paternity leave users amounted to 89,374 persons, which rose by 14.2% (11,140 persons) from 78,234 persons in 2019.
- In 2020, paternity leave users amounted to 19,684 persons, which rose by 261.5% (14,239 persons) from 5,445 persons in 2019.
- As for mothers taking maternity leave by age group, mothers aged 30~34 occupied the largest share at 50.3%. As for mothers taking maternity leave by industry, mothers working in 'Human health and social work activities' occupied the largest share at 21.6%.

< Total maternity and paternity leave users (person) >



< Share of maternity leave users (%) >

